





NATIONAL VETERAN EDUCATION
SUCCESS TRACKER

About NVEST


Since 1944, Congress enacted six different versions of the GI Bill to help service members pay for their education, the most recent expansion being the Post-9/11 Veterans Educational Assistance Act of 2008. The Post-9/11 GI Bill represented the largest increase in education benefits since the World War II-era GI Bill, and subjected it to intense scrutiny about its efficacy in producing academic outcomes on par with its predecessors. The National Veteran Education Success Tracker (NVEST) Project is the first comprehensive, in-depth study of the academic success of the contemporary student veteran using the Post-9/11 GI Bill. Here are the most salient findings from Student Veterans of America's first-round of research.

Demographics

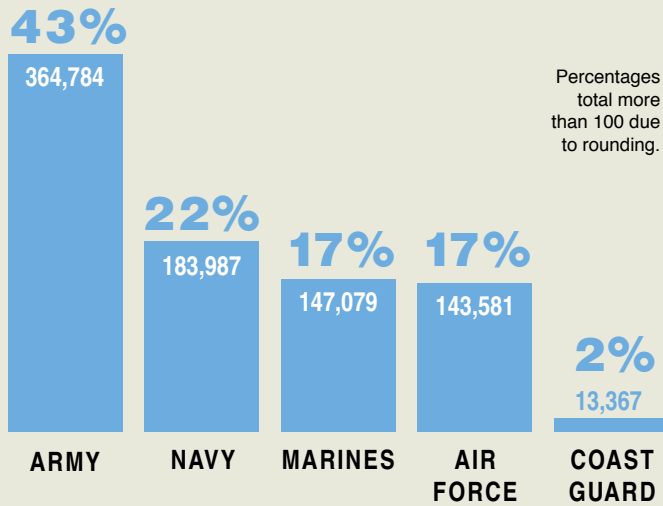


NATIONAL VETERAN EDUCATION
SUCCESS TRACKER

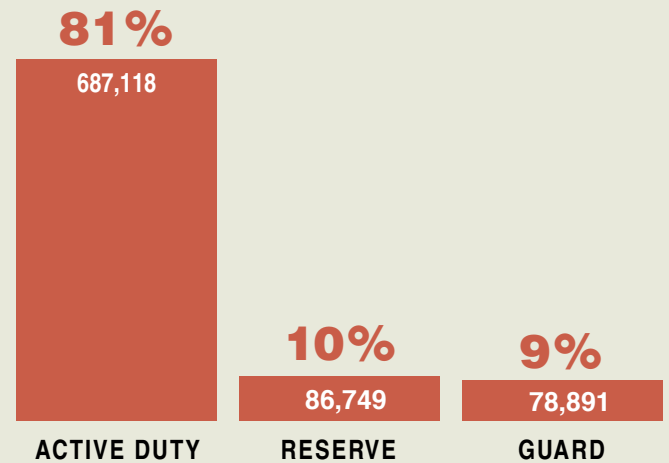
Women Veterans



Branch of Service

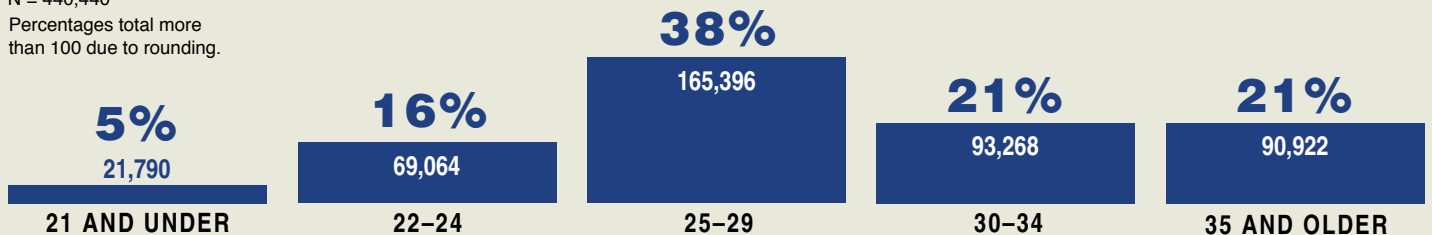


Active Duty Status



Age at Completion of Initial Degree

N = 440,440
Percentages total more than 100 due to rounding.



Degree Fields



NATIONAL VETERAN EDUCATION
SUCCESS TRACKER


The Post 9/11 GI Bill Has Helped Veterans
Earn Degrees in:

NUMBER OF
DEGREES



96,270

BUSINESS, MANAGEMENT, MARKETING




37,138

HEALTH PROFESSIONS



34,812

LIBERAL ARTS AND SCIENCES




34,199

HOMELAND SECURITY, LAW ENFORCEMENT, FIREFIGHTING




21,800

COMPUTER AND INFORMATION SCIENCES



14,977

SOCIAL SCIENCES



10,532

EDUCATION



PUBLIC ADMINISTRATION AND SOCIAL SERVICE

This figure is included to demonstrate that student veterans continue to serve their communities and country long after their military service ends.

7,436



DEGREE FIELDS, CONTINUED



NATIONAL VETERAN EDUCATION
SUCCESS TRACKER

Number of Degrees by Field



Blue shading indicates STEM fields. For NVEST, STEM is defined by the conservative grouping of Science, Technology, Engineering and Math that excludes the social sciences.

96,270 Business, Management, Marketing	1,972 Natural Resources and Conservation
37,138 Health Professions and Related Programs	1,869 Physical Sciences
34,812 Liberal Arts and Sciences, General Studies	1,534 Theology and Religious Vocations
34,199 Homeland Security, Law Enforcement, Firefighting	1,215 Philosophy and Religious Studies
21,800 Computer and Information Sciences	1,130 Family and Consumer Sciences/Human Sciences
14,977 Social Sciences	1,121 Agriculture, Agriculture Operations
10,532 Education	1,075 Mathematics and Statistics
10,153 Engineering Technologies	959 Foreign Languages, Literatures, and Linguistics
9,769 Mechanic and Repair Technologies/Technicians	732 Architecture and Related Services
8,798 Multi/Interdisciplinary Studies	694 Area, Ethnic, Cultural, Gender, and Group Studies
8,510 Psychology	619 Science Technologies/Technicians
8,057 Engineering	616 Military Technologies and Applied Sciences
7,436 Public Administration and Social Service	509 Communications Technologies/Technicians
5,621 Transportation and Materials Moving	156 Library Science
4,311 Biological and Biomedical Sciences	62 Leisure and Recreational Activities
4,268 History	58 Military Science, Leadership and Operational Art
4,266 Legal Professions and Studies	33 Basic Skills and Developmental/Remedial Education
4,013 Personal and Culinary Services	31 Residency Programs
3,787 Visual and Performing Arts	3 Health-Related Knowledge and Skills
3,656 Parks, Recreation, Leisure, and Fitness Studies	3 High School/Secondary Diplomas and Certificates
3,123 Communication, Journalism	1 Citizenship Activities
2,342 English Language and Literature/Letters	
2,340 Precision Production	
2,072 Construction Trades	



Academic Outcomes



NATIONAL VETERAN EDUCATION
SUCCESS TRACKER

Post-secondary Student Outcomes

SUCCESS RATE **72%**

COMPLETED
54%

PERSISTING
18%

ATTRITION
28%

Students were counted as persisting if enrolled between January 1st and September 1st, 2015.

By Type of Institution

PUBLIC SCHOOLS

enroll **56%** of GI Bill students, take in **34%** of the total GI Bill funds, and account for **64%** of the total degree completions.

PRIVATE SCHOOLS

enroll **17%** of GI Bill students, take in **25%** of the total GI Bill funds, and account for **16%** of the total degree completions.

PROPRIETARY SCHOOLS

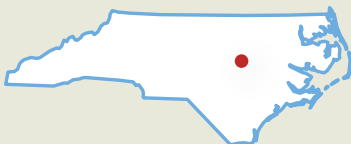
enroll **27%** of GI Bill students, take in **40%** of the total GI Bill funds, and account for **19%** of the total degree completions.

Percentages may not total 100 due to rounding. Enrollment and funding data is calculated from the VA Comparison Tool data.

Since 2009, students have earned

453,000

degrees and certificates
using the Post-9/11 GI Bill.



That's equivalent to about one degree for each resident of **Raleigh, North Carolina.**

In ten years, we expect student veterans will have earned

1.4 million

degrees.




That's equivalent to about one degree for each resident of **Dallas, Texas.**

 studentveterans.org

 @StudentVets

 [Facebook.com/StudentVets](https://www.facebook.com/StudentVets)

 @StudentVeterans

RESEARCH PROVIDED BY:



ACADEMIC OUTCOMES, CONTINUED



NATIONAL VETERAN EDUCATION
SUCCESS TRACKER

What the Post-9/11 GI Bill Has Accomplished in the First Six Years



helped **347,564** student veterans earn

453,508



post-secondary certificates or degrees



25%

of these student veterans
earned **multiple
certificates or degrees**



23%

of these certificate
or degree holders
are **female**

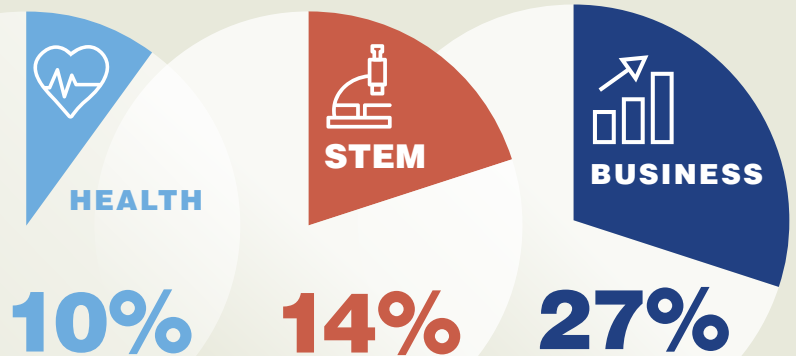
Student veterans
earned at least

51,486

STEM degrees



Most
popular
majors:



STEM is defined by the conservative grouping of Science, Technology, Engineering and Math that excludes the social sciences.

studentveterans.org

@StudentVets

[Facebook.com/StudentVets](https://www.facebook.com/StudentVets)

@StudentVeterans

RESEARCH PROVIDED BY:



Research provided by



With information provided by

NATIONAL STUDENT
CLEARINGHOUSE®



With financial support provided by



For questions about NVEST

please contact SVA at contact@studentveterans.org
with the subject line "NVEST Report"

STUDENT VETERANS OF AMERICA

1012 14th Street NW, Suite 1200
Washington D.C. 20005
(202) 223-4710